



**North  
Beckton**  
PRIMARY SCHOOL

# Year 1



**The Tapscott  
Learning  
Trust**  
*Working together,  
achieving for all*

## Welcome Presentation

What does  
our new day  
look like?

What are we  
learning about  
this year?

How do we  
keep in touch?



What are  
the names  
of our  
teachers?

**Members of the Year 1 staff team are as follows:**

**Year 1 Classes: 1T, 1W**

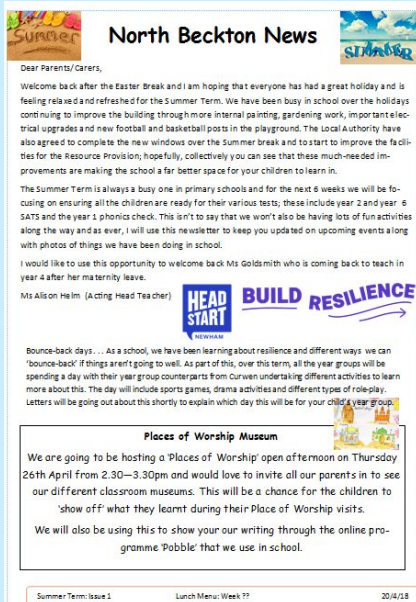
**1T Class: Miss Tran**

**1W Class: Miss Williams**

**Support staff: Ms Kiahoun, Mrs Alimi, Ms Sabiha**

**Year Group Leader: Miss Tran**

**Phase Leader: Miss Tran**

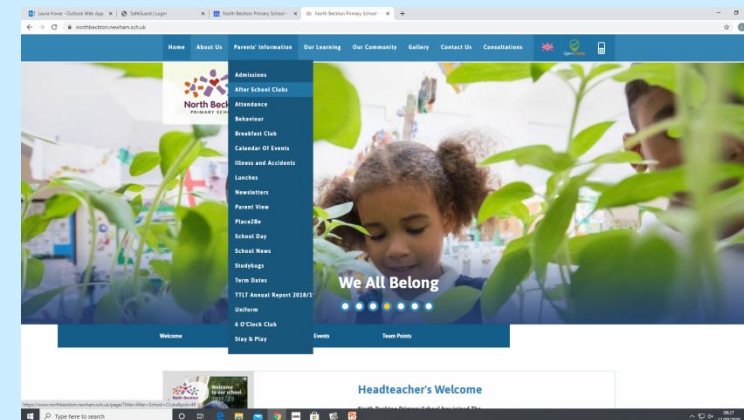


Newsletter

How we can stay in touch



Studybugs app - not just for absences!



Our website

Call our office staff on 0207 473 3344  
or email general enquiries to  
[info@northbeckton.ttlt.academy](mailto:info@northbeckton.ttlt.academy)

# Expectations - What to wear? What to bring?

## School Uniform

- Correct school uniform must be worn at all times
- Black shoes/trainers
- Water bottle


Available online: Follow the links in the Parent Information section of the school website

We are a cashless school - all transaction should be made through our 'School Money' app.



## Children should not bring any of the following:

- Own stationery (no pencil cases/pens/colours etc).
- Mobile phones (unless Year 5/6 and have permission to walk home alone)
- Personal belongings
- Jewellery
- Sweets/Drinks (other than water)




Name it  
or risk  
losing it!

Please ensure that your child brings a suitable coat and footwear every day to make sure they are ready for the Autumn weather.

# What does our new day look like?

- Drop offs and pickups: 'Soft' start/end window of time will continue through this half term.
- Drop off: 8:40 - 8:50am
- Pick up: 3:20 - 3:25pm
- Extended School Hours (Breakfast Club/6 o'clock Club/After School Clubs). These are up and running. If you have any queries about 6 o'clock club, please email Mrs Drake at: [6oclockclub@northbeckton.ttlt.academy](mailto:6oclockclub@northbeckton.ttlt.academy)
- After School club/ tuition have not started yet

# Expectations - Behaviour



Be Respectful



Be Ready

Above and  
Beyond  
Stickers



Be Safe

# Working in Partnership with Parents

We value the input of the parents into their children's education and we welcome working together to ensure that the pupils have the most amazing experience of school.

Please be reminded of our Parent/Visitor Code of Conduct which you may have seen up around school



## Parent and Visitor

### Code of Conduct

The Tapscott Learning Trust prioritises the health and happiness of our children, teams and community because we know this is crucial and also the best way to support learning. A key part of this is treating everyone with respect.

Our staff are here to help and they will endeavour to provide the highest quality of service possible. They will act courteously towards all parents, pupils and visitors they have contact with.

We have a parent and visitor code of conduct in place for all visitors to our schools with the aim of resolving matters together. **The schools in the Tapscott Learning Trust will not tolerate the behaviour of any parent, visitor or pupil who may become abusive and threatening or actually assault a member of our staff.**

The school and the Tapscott Learning Trust will take the appropriate action necessary to protect and ensure the safety of staff and will report any abusive or threatening behaviour to the relevant authorities.

If you have any particular concerns, then please do not hesitate to contact a member of our staff or refer to our Concerns & Complaints Policy which can be found on our website.

## Our School Attendance Policy

Your child must attend school regularly and punctually each day.

Receiving a full-time, suitable education is a child's legal entitlement, and it is the parent/carer's legal responsibility to ensure this. Please refer to our schools attendance policy on the school website.

By law all children of compulsory school age must receive a full-time education. Attendance is just as important as any curricular subject as your child can not learn and achieve if they are not in school.

## If my child is too unwell to come to school.

**Step 1:** Every parent **must** contact the school by 9:00am and report their child's absence via our **Studybugs** app or by telephone.

**Step 2:** If your child is absent from school then medical evidence **must** be provided to authorise these absences. Please note that handwritten letters will not authorise absence.

Medical evidence we will accept:

1. A prescription/prescribed medication with your child's name on the box/bottle
2. Doctor/Medical Notes (if provided)
3. Hospital/discharge letter

Days Absent	Weeks Missed	Attendance %
1	1 Day	99.5%
2	2 Days	99%
3	3 Days	98.5%
4	4 Days	98%
5	1 Week	97.5%
10	2 Weeks	95%
15	3 Weeks	92.5%
20	4 Weeks	90%
25	5 Weeks	87.5%
30	6 Weeks	85%
35	7 Weeks	82.5%
40	8 Weeks	80%

Letters will be sent to keep you informed about your child's attendance.

## Term Time Leave/Penalty Notices

A national framework was introduced on the 19th August in regards to how Penalty Notices are issued. We will be sending out further information via studybugs. It is important that you stay informed.




# What does our new day look like?

	8.40-9.00	9:00 – 9.45	9:45 – 10:30	10.30-10.45	10:45 –12.00	12.00 - 1.00	1.00 - 1.15	1.15 - 1.30	1.30-2.15	2.15-2.30	2.30 – 3.00	3.00 – 3.20		
<b>Mon</b> <b>PPA</b> <b>PM</b>	Independent Reading	Phonics	English (Grammar)	<b>Break</b>	Maths	<b>Lunch</b>	Handwriting	Topic		<b>Break</b>	Music	Collective Worship/ Assembly		
PPA														
<b>Tues</b>	Independent Reading	Phonics	English (Spellings)		Maths		Singing Assembly	PE		Story Time Teacher Reads				
<b>Wed</b>	Independent Reading	Phonics	English (CLPE/Punctuation)		Maths		Assembly	IT:Craig Music /Topic	1W (1.20-1.40): Craig Music Topic		1W: Science skills IT: Computing skills	Story Time Teacher Reads		
<b>Thurs</b>	Independent Reading	Phonics	English CLPE		Maths		Handwriting	Topic		<b>Break</b>	1W:Computing skills IT: Science skills	Collective Worship/ Assembly		
<b>Fri</b>	Independent Reading	Phonics	English (CLPE/Dictionary)	Whole School Assembly	Maths	Library IT: 1.00-1.20 Library 1W: 1.20-1.40 /Handwriting	Time for us		Forest School					

## English:

Our set text this term is 'The Everywhere Bear' and Beegu



## Topic:

Our topic focus area this term is centred around the theme of 'Changing Childhoods'

Outdoor learning and play

CHILDHOOD: PAST & PRESENT



Science: Seasonal Changes



RE: What does it mean to belong?

## Maths:

Our focus this term is...  
Place Value, addition and subtraction



A Time for Us  
Theme: 'Being me in my world'

# Educational Visits

	Year 1
Autumn Term	The Young V&A at Bethnal Green
Spring Term	Westfield shopping centre/Olympic Park
Summer Term	West Ham Park Picnic in the Park + Environmental Workshops
Residentials	Dinner time at school
Geography Fieldwork Investigations Summer 1	Microclimates within school – Where to site a bench
Place of Worship Visits	Church Christianity Autumn

We may ask for parent volunteers for our trips this year.

We will send out information about this when it is needed.

Parent volunteers will be chosen at random.

- With physical health a priority, more time is being given to staying healthy in school.
- Our year group's PE lessons are timetabled for Tuesday.
- Pupils are encouraged to come into school that day in their PE kits and labelled water bottles to avoid bringing additional bags into school.
- Our P.E day is **TUESDAY**



# How can you help with your child's learning?

- All homework will be on Google Classrooms on Friday.
- Reading regularly with your child (you reading to them + listening to them read).







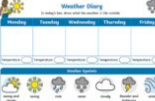
- 10 spellings a week  
Spellings will be tested on  
**TUESDAY**

## Year 1 Homework Grid: Autumn 1

Choose your homework! Here are 8 activities which you may choose to complete over the course of this 1st half-term. We invite you to be creative with your learning with activities including writing opportunities, research projects, problem solving and art! Not all activities need to be completed.

**Feedback and Sharing:** Bring your learning back into school or submit it on Google Classroom every **FRIDAY** so it can be shared and celebrated in class!

**NOTE:** Reading and spellings (tested on **TUESDAY**) will also need to be completed/learned every week.

<p>Can you make a number line to 20? See if you can miss out some numbers and get someone to fill them in.</p> 	<p>This term, our topic is about changing childhoods. Talk to an adult in your family about what their favourite toy was when they were young. Draw a picture and label your favourite toy.</p> 	<p>What did you eat for dinner? Can you draw a picture of it? Write a sentence to describe what you ate. Don't forget your capital letters and full stops!</p> 	<p>In History, we are learning about the past and present. Look at a picture of yourself now and as a baby. Write a list of things that you can do now that you couldn't as a baby.</p>
<p>Practise forming all your letters and numbers. Make sure they are all facing the right way and starting in the right place.</p> 	<p>Who are the people in your family? Draw and label your family members in a family tree.</p> 	<p>When you are out and about with your adults, see what you can count. Can you count how many red buses you see? Can you spot the numbers around a shop? Create a number book to show what you have seen.</p> 	<p>Practise learning to spell the days of the week. Can you keep a weather diary for a week?</p> 

Website to support letter/number formation : <https://www.doorwayonline.org.uk/activities/letterformation/>

Numbers - <https://www.youtube.com/watch?v=DzKqCmjVXLI>

Letters- <https://www.youtube.com/w>

# Reading

At North Beckton, we know the importance of reading daily and the benefits this has to not only your child's education, but also their well-being.

Children will have their reading records regularly monitored to check they are reading daily for 20 minutes.

Children can be exposed to 1.8 million words in each school year if they read for 20 minutes each day.

If children are not reading, there is a 3-step procedure at North Beckton.

- 1) Your child's teacher will ring you up to have a discussion about reading at home.
- 2) You will be invited in to a meeting to discuss reading at home.
- 3) Your child will be invited to daily reading during lunch time.



## THE IMPORTANCE OF READING

- IMPROVE YOUR COMMUNICATION SKILLS
- EDUCATES YOU
- KEEP YOUR BRAIN HEALTHY
- REDUCES STRESS AND ANXIETY
- MOTIVATE AND INSPIRES YOU
- STIMULATES YOUR CREATIVITY
- STRENGTHENS YOUR WRITING ABILITIES

# What does the reading record look like in Year 1?

## Front Page

### Reading in Year 1

In Year 1, your child will be continuing to decode and read words to build on fluency. They will be enjoyed a range of picture books. You may enjoy reading together, taking turns to read aloud. As you are reading together, use the questions below as a guide.

Your child will be able to change their reading book each week when they visit the library with their class. Please try and read with your child **every day** and complete their reading record. **All reading is important and valued! Happy reading!**

#### Ask questions & get children thinking:

Look at the cover - what can you see? What do you think it could be about? Which characters are in this book? Who is the author?

Find the title - the name of the book. Read this to your child. Talk about what the title makes you think about the book.

\*What might happen next?

\*Why did that happen?

\*How are the characters feeling?

\*Did you like that part?

\*Which part of the story was your favourite?

\*Can you think of a different ending?



#### Talk about the pictures:

Look at all the pictures in the book, turn the pages carefully and talk about each page.

If your child is not confident to talk about the story, say your ideas out loud: "I think..." "I like..." "I wonder..."

#### Questions to ask:

\*What is happening?

\*What are the characters doing?

\*How are they feeling?

\*How do you know?

#### How do I read with expression?

Create a different voice for each character and ask your child to match their voice to yours.

Practise reading the same part of the story a few times and talking or using pictures to think about how the character is feeling.

Don't forget to remind your child to pause when they see a full stop.

#### Applying phonics to reading

\*Can you sound it out?

\*Which sounds do you know?


\*Which sounds can you hear?



Date	Book and page number	Comments

Tricky words, or words to practice


New words I have spotted to e.g. night, sign

Help sheet for when reading with your child.

## Year 1 Common Exception Words

the  
a  
do  
to  
today  
of  
said  
says  
are  
were  
was

is  
his  
has  
I  
you  
your  
they  
be  
he  
me  
she  
we

no  
go  
so  
by  
my  
here  
there  
where  
love  
come  
some

one  
once  
ask  
friend  
school  
put  
push  
pull  
full  
house  
our

There is a spelling list for your child's year group at the back of their reading record. These are the words they should be able to spell.



# Online Safety



This year children will be using online resources such as Google Classroom much more, learning how to stay safe online if built into our Time For Us and Topic curriculum.

## Online Safety

Follow the SMART rules to stay safe online

**S**

Stay **safe** online by not sharing personal information



**M**

Do not **meet** anyone who you have only made friends with online



**A**

Do not **accept** messages or friend requests from strangers



**R**

Not everything online is **reliable**. Some people online are strangers and may try and trick us



**T**

**Tell** an adult you trust if anything happens online that you dont like



# Permission Forms



Permission Forms  
are still available  
in a letter format  
+ now as a Google  
Form to make it  
easier for you to  
complete

Harrier Way, London, E6 5XC  
Headteacher: Ms. Alison Stiles  
Deputy Headteacher: Mrs. Bal Kanny & Mrs. Michelle Olorunfe-Ojo

Dear Parents and Carers,

**Re: Permission slip for Educational Visits (Year Nursery - Year 6 Pupils)**

You are asked to sign this permission slip at the beginning of each year, to allow your child to attend a range of educational visits throughout the year. You only need to sign this one slip; it covers any of the following:

- Local educational visits around Newham (E.g. Local parks, ASDA, Beckton Globe, Zappspace in Stratford)
- Educational visits in the wider London area (E.g. The Science Museum, Tower of London)
- Educational visits further out on a coach (E.g. The Anglo Saxon Village, Southend)
- Educational visits to any sports events and competitions
- Educational visits to any places of worship

You will still receive a letter before each educational visit informing you of details such as times, possible costs of the trip and whether a packed lunch is needed. You will also be informed if your child needs to be in school before the usual time of 8:55 or if pupils will be returning after 3:20.

Please can you complete the permission slip below and return to the school office or your child's teacher.

**Re: Permission to be collected by an adult other than yourself (Year Nursery - Year 6 Pupils)**

Children in all other year groups are expected to be collected by an adult. If this adult is not you, please provide the name and contact details of the adult that will be collecting your child below.

**Re: Permission to be collected by an adult other than yourself (Year Nursery - Year 6 Pupils)**

I (adult's full name) \_\_\_\_\_  
(relationship to the child) \_\_\_\_\_ give permission for (child's name) \_\_\_\_\_ in class \_\_\_\_\_ to be collected by

1) Name and contact number/s of adult collecting your child  
Name \_\_\_\_\_  
Number \_\_\_\_\_

**Permission slip for Educational Visits (Year Nursery - Year 6 Pupils)**

Child's name \_\_\_\_\_  
I give permission for my child to attend a range of educational not need to sign separate slips for each trip.  
Adult's full name \_\_\_\_\_  
Relationship to the child \_\_\_\_\_  
Signed \_\_\_\_\_ Date \_\_\_\_\_

**Permission Photograph Consent (Year Nursery - Year 6 Pupils)**

Occasionally, we may take photographs of the children at our school. We use these images for school publicity (i.e. school website, newsletters, newspapers, magazines and companies that work with us etc.). Please complete the slip below to give permission for us to take photographs or recordings of your child for these purposes.

**Permission Photograph Consent (Year Nursery - Year 6 Pupils)**

Child's name \_\_\_\_\_ Class \_\_\_\_\_  
I consent to my child's photograph being used as described above   
I do not wish my child to have their photograph taken   
Adult's full name \_\_\_\_\_  
Relationship to the child \_\_\_\_\_  
Signed \_\_\_\_\_ Date \_\_\_\_\_

Signed \_\_\_\_\_ Date \_\_\_\_\_  
**Re: Permission to walk home unaccompanied by an adult (Year 5&6 Pupils)**

Children in Upper KS2 (years 5-6) are permitted to walk home unaccompanied by an adult on the condition that parents/carers complete the slip below. Please sign the slip below and tick to indicate your preferences.

**Re: Permission to walk home unaccompanied by an adult (Year 5&6 Pupils)**

I (adult's full name) \_\_\_\_\_ (relationship to the child) \_\_\_\_\_  
give permission for (child's name) \_\_\_\_\_ in Class \_\_\_\_\_ to:  
Walk home unaccompanied by an adult at 3:20   
Walk home unaccompanied by an adult after clubs at 4:20   
Signed \_\_\_\_\_ Date \_\_\_\_\_

Please also note that as a school we are in the process of going 'cashless'. This means that we will no longer be accepting cash payments for education visits, workshops and events. All items will need to be paid for by using a secure online payment system called School Money (website [www.eduspot.co.uk](http://www.eduspot.co.uk))

Some of you will already have set up your School Money account, as activation letters were issued to all parents several months ago.

If you are struggling to use the School Money system, please give us a call so we can talk you through the system.

If you have any questions or queries about the above permission slips please feel free to speak to your child's class teacher.

Kind regards,  
Ms Helm

**Re: Permission to be collected by a child of 14 years (Year 1 - Year 6 Pupils)**

Children in all other year groups are expected to be collected by an adult. However if you complete the slip below, providing us with the details and parental permission, a child of 14 years+ may collect pupils.


**Re: Permission to be collected by a child of 14 years (Year 1 - Year 6 Pupils)**

I (adult's full name) \_\_\_\_\_  
(relationship to the child) \_\_\_\_\_ give permission for (child's name) \_\_\_\_\_ in class \_\_\_\_\_ to be collected by  
(14+Child's name) \_\_\_\_\_ (14+Child's contact no.) \_\_\_\_\_



## And finally a big Thank You!

- For starting the year really positively and adapting to the new systems we have put in place - your cooperation has been appreciated.
- With your continued support, we hope that Year 1 will be a memorable and successful year for all pupils.



# Any Questions?

